







MyPath2ASU[®]

Transfer simplified

Choose from **more than 400 course-by-course major maps** that lead to on-ground and online ASU bachelor's degrees. By picking a major and identifying your transfer institution, MyPath2ASU[®] helps to identify what courses to take at your transfer institution for your ASU major. Save time and money, and minimize loss of credit during your transfer journey. admission.asu.edu/transfer/MyPath2ASU

Benefits of MyPath2ASU[®]

-  Save time and money by planning out your time to degree completion.
-  Personalized communication per major of choice to help you academically prepare for your ASU major.
-  Customize course-by-course pathways by term to minimize loss of transfer credit.
-  Access to ASU's transfer coordinators and pre-enrollment services, and invitations to special events at ASU.
-  Track your course applicability and degree progress in real time through additional Transfer Guide tools like My Transfer Guide.
-  Earn guaranteed admission into the major of your choice if all requirements are satisfied.*



Transfer smoothly in three easy steps

1. Create MyPath2ASU®

- Visit admission.asu.edu/mypath2asu.
- Complete the MyPath2ASU® form, including your major and transfer institution.
- Review course applicability and what community college courses to take for your ASU major.

2. Track your progress

- Log in to your My Transfer Guide account at mypath2asu.asu.edu using your account email (username) and password.
- Sign in to My Transfer Guide anytime to review MyPath2ASU®, track degree progress, save course searches, submit course evaluations and more (remember to save your username and password).

3. Complete your MyPath2ASU®

- Go to admission.asu.edu/transfer/apply to review admission requirements and steps to apply.
- Apply to ASU up to one year before completing your MyPath2ASU® (six months if you are transferring in the spring semester).
- After submitting your application, use your ASURITE User ID and password to track your application status on my.asu.edu.

MyPath2ASU® tools and resources

ASU Transfer Guide

In addition to MyPath2ASU®, ASU's Transfer Guide allows you to search for individual course equivalencies, access credit by exam opportunities and request course evaluations. tcg.asu.edu

Learn more by attending a virtual event

ASU offers live and on-demand virtual workshops to help you navigate the transfer process, including admission, financial aid and your transfer credits.

visit.asu.edu/live-hosted-visit

Connect with your transfer coordinator

ASU transfer coordinators are available to help assist you on your transfer journey. Connect via phone or email, or schedule a one-on-one appointment.

admission.asu.edu/contact/undergraduate

ASU Online

Through ASU Online, you can choose from more than 200 programs offered 100% online by the nation's most innovative university. You'll learn the same curriculum designed and taught by our award-winning faculty and earn the same degree as on-campus students.

asuonline.asu.edu/admission/transfer

ASU Local

ASU Local is an expanding network of ASU learning environments where students access the world-class experience of a research university in their own community. At each location, students engage in ASU Local's signature experiences designed to incorporate the distinct features of the community where they are rooted.

asulocal.asu.edu

ASU locations

You can earn a high-quality ASU bachelor's degree at a reduced tuition rate by studying at one of ASU's locations across the state of Arizona. Programs are currently offered at ASU at Lake Havasu, ASU at Cochise, ASU at Northeastern Arizona, ASU at Pima, ASU at Pinal, ASU at The Gila Valley, ASU at Yavapai and ASU at Yuma.

havasu.asu.edu

admission.asu.edu/transfer/asu-cochise | [/asu-northeastern-arizona](https://admission.asu.edu/transfer/asu-northeastern-arizona) | [/asu-pima](https://admission.asu.edu/transfer/asu-pima) | [/pinal](https://admission.asu.edu/transfer/asu-pinal) | [/the-gila-valley](https://admission.asu.edu/transfer/asu-gila-valley) | [/asu-yavapai](https://admission.asu.edu/transfer/asu-yavapai) | [/asu-yuma](https://admission.asu.edu/transfer/asu-yuma)

*General university admission is guaranteed upon successful completion of one of the following conditions:

- 1) Completion of an associate degree from a regionally accredited higher education institution with a minimum 2.00 cumulative GPA (Arizona residents) or 2.50 cumulative GPA (nonresidents).
- 2) Completion of 24 or more transferable semester credits post-high school with a minimum cumulative transfer GPA of 2.50 (4.00 = "A") and verification of high school graduation or the equivalent.

Note: Some ASU colleges and schools have additional or higher requirements for admission into their majors. All students must submit an Arizona State University admission application, including an application fee and other required documents, such as official college or university transcripts. [asu.edu/degrees](https://admission.asu.edu/degrees)

MyPath2ASU® pathway programs include a minimum of 24 credit hours. Students with fewer than 24 transfer credit hours will need to meet the appropriate admission requirements.