



Planning the perfect
Sun Devil
graduation party!

ASU Arizona State
University


Congratulations, class of 2024!

To celebrate your high school graduation and official Sun Devil status, we created this kit for students and families to help plan your own ASU-themed graduation party.



Table of contents

ASU brand guide	1
Decorations	3
Invitations and well wishes	7
Games	9



ASU brand guide

Primary brand colors

These are probably what you recognize as ASU's colors and what you will want to mostly use when planning the perfect ASU-themed party.

ASU Maroon



CMYK 10-97-37-43
RGB 140-29-64
HTML #8C1D40

ASU Gold



CMYK 0-21-88-0
RGB 255-198-39
HTML #FFC627

Secondary brand colors

These are ASU's backup colors for when just maroon and gold are not enough. Use these colors sparingly, but where you need more than two colors.

ASU Green



CMYK 60-0-100-0
RGB 120-190-32
HTML #78BE20

ASU Blue



CMYK 80-15-0-0
RGB 0-163-224
HTML #00A3E0

ASU Orange



CMYK 0-60-85-0
RGB 255-127-50
HTML #FF7F32

ASU Gray



CMYK 2-0-4-66
RGB 116-116-116
HTML #747474

ASU Copper



CMYK 24-66-76-10
RGB 175-103-75
HTML #AF674B

ASU Turquoise



CMYK 68-0-21-0
RGB 74-183-196
HTML #4AB7C4

ASU Pink



CMYK 0-83-16-0
RGB 231-73-115
HTML #E74973

ASU brand guide

ASU fonts

The primary font used at ASU is Neue Haas Grotesk. However, not everyone owns Neue Haas Grotesk as it isn't a very standard font. In this case, Arial works as a great backup that most people already have on their computers.

Neue Haas Grotesk 75 Bold

Neue Haas Grotesk 55 Roman

Arial Bold

Arial Regular

Decorations

Lawn signs

Any great party starts with the entrance, so why not spruce up the front yard with a nice big sign congratulating your graduate! The signs we have designed are 24" x 36" and can be printed full size or in sections on 8.5" x 11" copy paper.

Click [here](#) to download the full-size lawn signs.

Click [here](#) to download the sectioned lawn signs.




Decorations

Assembling a sectioned sign

You will want to first print out the poster PDF on regular 8.5" x 11" sheets of paper. A thicker paper would be a good idea unless you plan to mount the sign on a board or wall. Make sure to print it "fit to page" so that you don't lose any details to the print margins. Also be sure to print single-sided and in color if you can. Once printed, carefully cut away the white edges and assemble your sign. The sign can be assembled by gluing the pieces to a 24" x 36" board, or by taping the pages together from the back.

The customizable sign

The poster to the right has space to personalize it! Paint or write your graduate's name under the iconic ASU pitchfork. This is a great way to add a personal touch to the sign.




Decorations

The poster

This year's party poster includes a colorful pitchfork hand symbol and Arizona State University topography. It also screams loud and proud that "I am a future Sun Devil." Place these around the house so everyone knows where the graduate is headed. These are a convenient 11" x 17" that most household printers can handle, or it can be split onto two 8.5" x 11" sheets and assembled together.

Click [here](#) to download the poster.

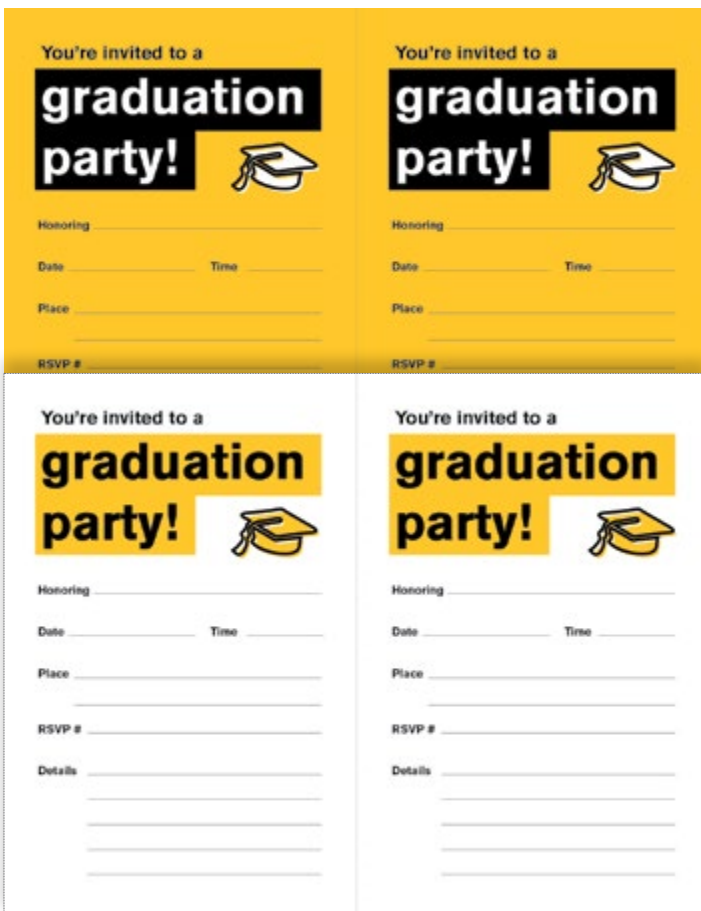


Invitations and well wishes

Invitations

A party needs guests, and these themed invitations will certainly get people there! There are two styles with two color versions each. These are all on 8.5" x 11" sheets and have two invitations per sheet. Simply print them to "fit to page" and cut along the dotted line. Also cut away any unwanted white borders.

Click [here](#) to download the invitations.



Invitations and well wishes

Well wishes

These cards are designed for guests to fill out and give to the graduate. This is the place for people to share their deepest wisdom and advice for moving forward. There are also convenient prompts to get them started. The tall cards to the right come with one on each 8.5" x 11" sheet, whereas the cards below come two per sheet. Simply print any of them and cut out the individual cards.

Click [here](#) to download the advice cards.




Games

Devilish Drawing

Summary: Have your future Sun Devil get everyone into the Sun Devil spirit by leading the “Devilish Drawing” game. To play, partygoers each need a pencil and three different sheets of paper. Download the image options provided for this game.

Your future Sun Devil has the challenge of instructing others (step-by-step) on how to draw the image they see in front of them without giving it away. Use descriptive terms only, and time the rounds to add to the challenge. The person whose drawing most closely resembles the image wins!




Instructions: Draw one big circle on your sheet of paper. Draw two smaller circles inside the big circle, making sure they are on the same plane. Fill them in. Draw a curved line, like an extra wide “U” under the two smaller circles.

Print out the image options sheet on 8.5” x 11” paper. Make sure the graduate is the only participant that can see this sheet!


Click [here](#) to download the games.

Easy Options

1.



2.



3.



Medium Options

1.



2.



3.

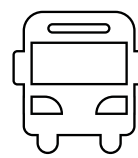


Hard Options

1.



2.



3.



Games

Get to know the #FutureSunDevil

Summary: Who knows the #FutureSunDevil best? Download the question cards and make sure your future Sun Devil pre-fills their responses. Guests have 10 minutes to fill in their answers before results are read out loud by the guest of honor. The person with the most correct answers wins!

Print these on 8.5" x 11" sheets and cut on the dotted lines. There are two color options to choose from: gold or black.

Click [here](#) to download the games.

The image shows two identical question cards stacked vertically. Each card has a black border and a white background. At the top of each card, the title "Get to know the #FutureSunDevil" is written in a bold, yellow, sans-serif font. Below the title is a list of ten numbered questions, each followed by a horizontal line for an answer. The questions are: 1. How many schools did the #FutureSunDevil apply to? 2. What month did they learn they were accepted into ASU? 3. What are they majoring in? 4. What color will most commonly be worn on game day? 5. Which ASU campus will be their main campus location? 6. Where will they be living during their first year of college? 7. What day will be their first official day of class? 8. How many college credits will they be taking during their first semester? 9. What's their future roommate's name? 10. What clubs or organizations will the #FutureSunDevil join their first semester?

The image shows two identical question cards stacked vertically. Each card has a gold border and a white background. At the top of each card, the title "Get to know the #FutureSunDevil" is written in a bold, black, sans-serif font. Below the title is a list of ten numbered questions, each followed by a horizontal line for an answer. The questions are: 1. How many schools did the #FutureSunDevil apply to? 2. What month did they learn they were accepted into ASU? 3. What are they majoring in? 4. What color will most commonly be worn on game day? 5. Which ASU campus will be their main campus location? 6. Where will they be living during their first year of college? 7. What day will be their first official day of class? 8. How many college credits will they be taking during their first semester? 9. What's their future roommate's name? 10. What clubs or organizations will the #FutureSunDevil join their first semester?

Games

ASU Word Scramble

Summary: This one is super simple. Be the first to unscramble some iconic ASU vocabulary.

Print these on 8.5" x 11" sheets and cut on the dotted line. Make sure to print these double-sided because the answers should be on the back!

Click [here](#) to download the games.

ASU word *scramble!*



1. otifchrpk _____

2. og seivdl _____

3. "A" nnatmiuo _____

4. mlap kwla _____

5. mronao nda ldgo _____

6. akpsyr _____

7. oonanivnt _____

8. ldo inma _____

9. ensepridt ialhmce wroc _____

10. cpeamuitnrs tuhstel _____

ASU word *scramble!*



1. otifchrpk _____

2. og seivdl _____

3. "A" nnatmiuo _____

4. mlap kwla _____

5. mronao nda ldgo _____

6. akpsyr _____

7. oonanivnt _____

8. ldo inma _____

9. ensepridt ialhmce wroc _____

10. cpeamuitnrs tuhstel _____

Games

ASU Emoji Pictionary

Summary: Try to guess the ASU-related phrases written with emojis. The person with the most correct answers wins!

Print these on 8.5" x 11" sheets and cut on the dotted line.

Make sure to print these double-sided because the answers should be on the back!

Click [here](#) to download the games.

Graduation Emoji Pictionary!

ASU edition



1. 🍌👩🎓 _____
2. 🇺🇸📖 _____
3. 🎓👩 _____
4. 📖📖 _____
5. 🐾🏆👩 _____
6. 📖💡🏆 _____
7. 🍌🇺🇸🇺🇸🇺🇸🇺🇸🇺🇸🇺🇸🇺🇸 _____
8. 🍌👩 _____
9. 🍌👩📖📖👩 _____
10. 📖📖📖👩 _____
11. 📖📖📖📖 _____
12. 🌙👩📖👩 _____
13. 🎓👩👩👩👩👩 _____

Graduation Emoji Pictionary!

ASU edition



1. 🍌👩🎓 _____
2. 🇺🇸📖 _____
3. 🎓👩 _____
4. 📖📖 _____
5. 🐾🏆👩 _____
6. 📖💡🏆 _____
7. 🍌🇺🇸🇺🇸🇺🇸🇺🇸🇺🇸🇺🇸🇺🇸 _____
8. 🍌👩 _____
9. 🍌👩📖📖👩 _____
10. 📖📖📖👩 _____
11. 📖📖📖📖 _____
12. 🌙👩📖👩 _____
13. 🎓👩👩👩👩👩 _____